



SKIPPER 5 MOISTURE METER



- SMM5 -

For Marine Surveying

QUICK START GUIDE





Your Complete Source for
Testing Equipment Since 1969!



www.BergEng.com
Berg Engineering & Sales Company, Inc.

1-847-577-3980
Info@BergEng.com

OPERATION

- Press  to switch ON/OFF.
- Press  to select the required mode/scale.
- Press fully against the surface of the material
- When using with the app, place and press the meter on the surface, record the reading, lift and repeat.
- Readings are instant and displayed on analog dial.



- Last scale used is memorized when power is shut down and automatically selected next time unit is powered up.
- Hold/freeze: Press  once. In HOLD mode the Hold LED will flash continuously. Press  again to release hold. (If powered down while on Hold, the Skipper 5 will retain information until powered up and hold is pressed again to release)
- Turn Audio signal on or off by pressing HOLD/AUDIO twice in quick succession.
- Automatic power timeout (5 mins) conserves battery life.

SCALES

- Upper scale (5-30) indicates moisture content (MC%) of wood when used on wood products.



- Lower Scale (0-100) is a comparative scale and may be used for recording and comparing moisture condition in materials other than wood.


DUAL-DEPTH PENETRATION

- Shallow depth up to $\frac{3}{8}$ " (10mm)
Deep depth up to $1\frac{1}{4}$ " (30mm)

MATERIALS AND SCALE SELECTION

- The Skipper 5 has 3 ranges of sensitivity:
 - Hardwood
 - Shallow Depth
 - G.R.P.

BLUETOOTH

- Press  to switch Bluetooth ON/OFF. Readings will be sent to the Tramex App on your mobile device.

CALIBRATION & WARRANTY

- Obtain Warranty online:
tramexmeters.com/register
- Annual calibrations are recommended as best practice. Calibration Check Boxes can be purchased for regular checks.

TROUBLESHOOTING

- All LEDs flashing when unit is powered up.
 - Batteries are low and will soon need to be replaced.
 - Single LED flashing and meter frozen.
 - Skipper 5 is in HOLD mode.
 - Press HOLD button to release.
-

Free App Available for Mobile and Tablet:



LI-SMM5QSG

